

1. PRODUCT OVERVIEW

Laser Lash Pro - Wand, a state-of-the-art eyelash extension tool meticulously designed to meet the precise demands of both salons and clients.

Laser Lash Pro stands at the forefront of eyelash extension technology, representing a paradigm shift in the art of lash extension. Merging an exclusive adhesive glue formulation with an integrated LED illumination system, it embodies a groundbreaking approach to eyelash extension application.

This innovative system brings forth numerous benefits, ranging from expedited application times to the mitigation of allergic reactions.

Important Note:

While Laser Lash Pro substantially diminishes the probability of allergic reactions, individuals exhibiting allergies or heightened sensitivity are strongly advised to perform a preliminary patch test. The adhesive glue employed is In-cyano, renowned for its longevity.



2. WAND INFORMATION

The Wand represents a pioneering LED lash extension accessory compatible with a diverse range of tweezers. This attachment facilitates pinpoint precision during application, thereby eliminating the necessity of occluding the eyelids. It is imperative to note that the emitted light is visible and devoid of any adverse effects on the human body.



Advantages of Tweezer LED Light

SAFER:

Our technology uses low power and uses minimal heat and light to allow our customers to receive treatment with peace of mind. Safety is our top priority.

FASTER:


Complete curing occurs in under 3 seconds of exposure to our advanced LED light. Our revolutionary technology uses unique glue and application methods.

STRONGER:

Super long-lasting Lash Plus installation technique that can only be achieved with LEDs. Laser Lash Pro is incredibly long-lasting.

EFFICIENT:

Its compact and space-saving design aligns perfectly with efficient workspace utilization and compatible with tweezers of any make, it ensures rapid and meticulous lash application.



Strong bonding even after 5 weeks



Precision Illumination



Great with makeup



For more information visit
www.lashplus.jp
www.lash-plus.com





Considerations of Wand

While the Wand attachment is highly advantageous, there are minor considerations.

Acclimatization Period:

Users may require a brief adjustment period to acquaint themselves with the attachment. However, its lightweight build facilitates ease of adaptation.

Technical Specifications:

Dimensions	: Length: 10 cm ; Width: 14 mm ; Depth: 8.2 mm
Cable Length	: 2 meters
Connector	: USB-A
Weight	: 7 grams
LED Type	: 400 nm UV LED
Power Output	: 60 mW
Power Adapter	: 18W QC3.0 wall power adapter
Pressure Requirement to Activate Light	: Approx. 1 kg

Benefits for Salons

Unparalleled Accessibility:

Even neophyte lash technicians can promptly incorporate this service, provided they possess proficiency in Classic Application.

Minimal Training Prerequisites:

Avert the exigency for supplementary training sessions.

Revenue Enhancement:

Introducing this premium service can significantly augment your salon's revenue stream.

Distinctiveness:

Garner a competitive edge by attracting a novel clientèle seeking enduring eyelash extensions.

Benefits for Clients

Prolonged Lifespan:

Revel in the extended longevity of lash extensions.

Immediate Post-Treatment Activity:

Engage in strenuous activities such as gym workouts or swimming immediately after the procedure.


Unfettered Skincare Regimen:

No restrictions are imposed on skincare product usage.

Diminished Risk:

Experience a reduced likelihood of irritation and allergic reactions in comparison to traditional extensions.

3. USAGE INSTRUCTIONS



Curing Glue for Eyelash Extension Application

Precise adhesive glue curing is the linchpin of achieving enduring and secure eyelash extensions. The Laser Lash Pro system offers an exacting and efficient method for curing adhesive glue. Herein, we delineate the comprehensive procedure for adhesive glue curing during eyelash extension application:



Step 1: Prepare the Workspace

Begin by ensuring that your workspace adheres to stringent standards of cleanliness, is amply illuminated, and impeccably organized. Keep all requisite tools and products, including the Laser Lash Pro - Wand and adhesive glue, within easy reach.

Step 2: Attach the LED Light to Tweezers

1. Choose a pair of tweezers compatible with the Laser Lash Pro system.
2. Securely fasten the LED light attachment to the tweezers, ensuring precise alignment of the LED light with the tips of the tweezers.

Step 3: Prepare the Client

Initiate the process by preparing the client for eyelash extension application, following your salon's established protocols.

Step 4: Apply Adhesive Glue

1. Apply a minimal amount of the In-cyano adhesive glue to the extension lashes using the Laser Lash Pro equipped tweezers.
2. Position the tweezers precisely where you intend to affix the extension lash.

Step 5: Activate the LED Light

Upon detecting the applied pressure, the pressure sensor within the Laser Lash Pro system will activate the UV LED light source, emitting LED light. This precise and low power UV illumination is essential for effective adhesive curing.

Step 6: Observe the Timer

Once the UV LED light is activated, an automatic 5-second timer is triggered. This timer ensures that the adhesive glue is cured precisely within the recommended timeframe, promoting secure adhesion while minimizing the risk of overexposure.

Step 7: Release the Tweezers


Upon completion of the curing process, gently release the tweezers. You may now proceed to replicate the process for the addition of further eyelash extensions.

Step 8: Procedure Completion

Continue to apply eyelash extensions in adherence to your standard procedure until the desired aesthetic effect is achieved.



4. PRODUCT CONCLUSION



The Laser Lash Pro - Wand is not merely an avant-garde eyelash extension tool; it is also a meticulously engineered solution for adhesive glue curing during eyelash extension procedures. By scrupulously adhering to the usage instructions elucidated within this manual, you can guarantee that your clients experience the epitome of enduring and secure eyelash extensions. Should you encounter any further inquiries or require assistance, please consult the user manual or reach out to our dedicated customer support team. We extend our gratitude for selecting the Laser Lash Pro - The Wand, the embodiment of technical excellence in eyelash extensions.

